

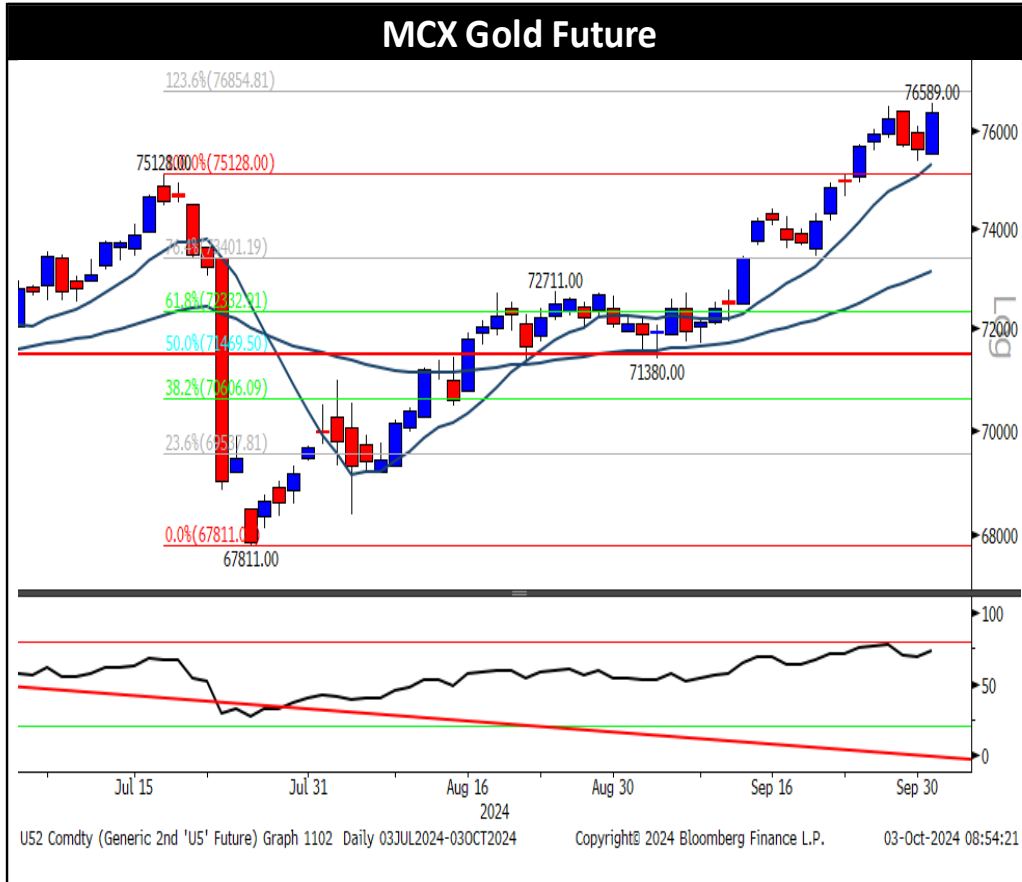


Commodity Daily | 03 October 2024

Name	Current Price	Previous Close	Change	% Change
Commodities				
COMEX Gold	2658.69	2663.23	-4.54	-0.17%
COMEX Silver	31.8315	31.4561	0.3754	1.19%
WTI Crude Oil	70.1	69.83	0.27	0.39%
Natural Gas	2.886	2.896	-0.01	-0.35%
LME Copper	10084.5	9979	105.5	1.06%
LME Zinc	3173.5	3147	27	0.86%
LME Lead	2151	2109	42.5	2.02%
LME Aluminium	2678.5	2648	30.5	1.15%
Currencies				
Dollar Index	101.677	101.194	0.483	0.48%
USDINR	NA	83.82	NA	NA
EURUSD	1.1045	1.1068	-0.0023	-0.21%
Global Equity Indices				
BSE Sensex	NA	84266	NA	NA
Hang Seng Index	22444	NA	NA	NA
Nikkei	37809	38652	-843	-2.18%
Shanghai	NA	NA	NA	NA
S&P 500 Index	5710	5709	1	0.01%
Dow Jones	42197	42157	40	0.09%
Nasdaq	19803	19773	29	0.15%
FTSE 500	8291	8277	14	0.17%
CAC Index	7578	7574	4	0.05%
DAX Index	19165	19213	-48	-0.25%

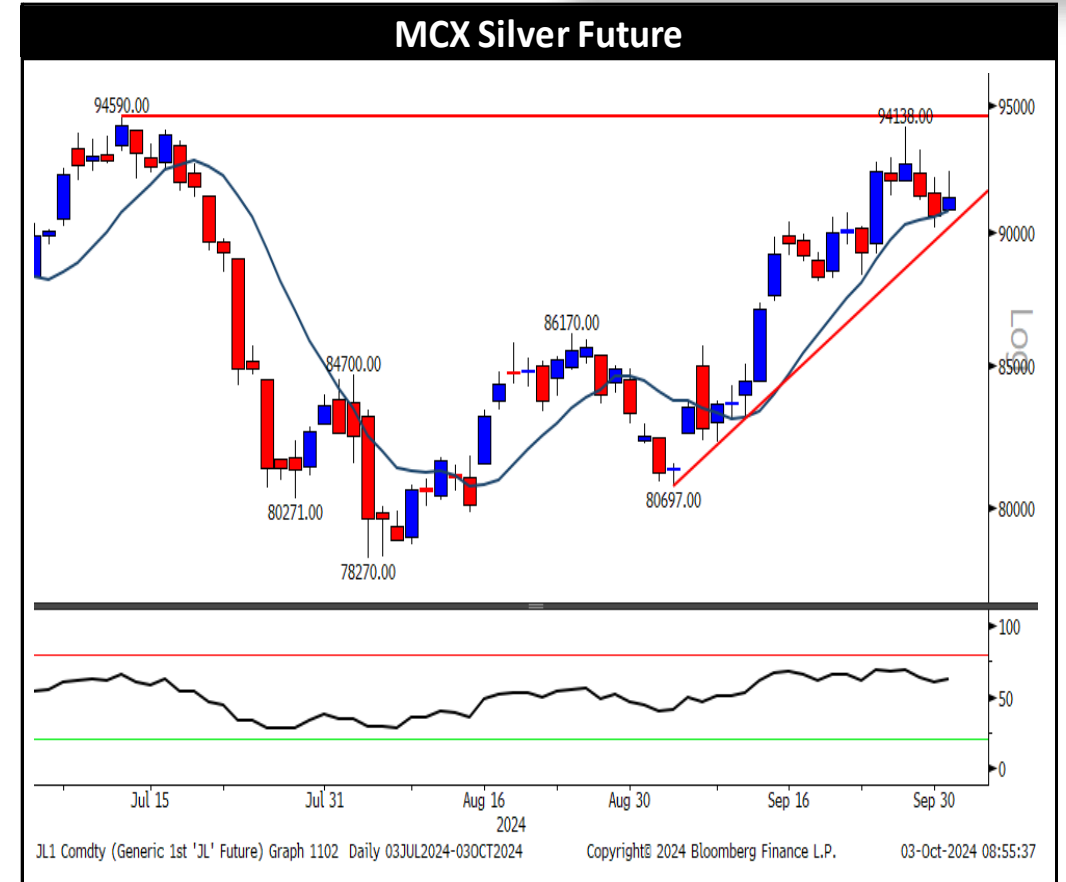
GLOBAL MARKET ROUND UP

- ⇒ Gold was steady in the Asian trading hours on Thursday after a modest decline in the previous session as stronger-than-expected US jobs data damped optimism the Federal Reserve’s would do another half-point rate cut at its next meeting.
- ⇒ Private sector employment in the US rose to 143,000 in September, above the estimate of 120,000.
- ⇒ Crude oil rose for a third day as traders assessed supply risks in the Middle East, with Israel expected to make a retaliatory strike against Iran following Tehran’s missile barrage earlier this week. However, crude oil pared some gains, as data showed swelling US crude stockpiles.
- ⇒ Meanwhile, OPEC+ made no changes to plans to start reviving oil production toward the end of the year, despite signs of an impending surplus. The group plans monthly increases beginning with a 180,000 barrel-a-day hike in December.
- ⇒ Natural gas consolidated in the upper end range, supported by hot weather for next week in the western part of the US, signaled there could be more cooling demand from air conditioning in the near future.
- ⇒ Base metals remain steady near their recent swing high, following a recent rally over the past few sessions. A week-long national holiday has shut down Chinese markets from Monday, likely dampening metals trading volumes during Asian trading hours.



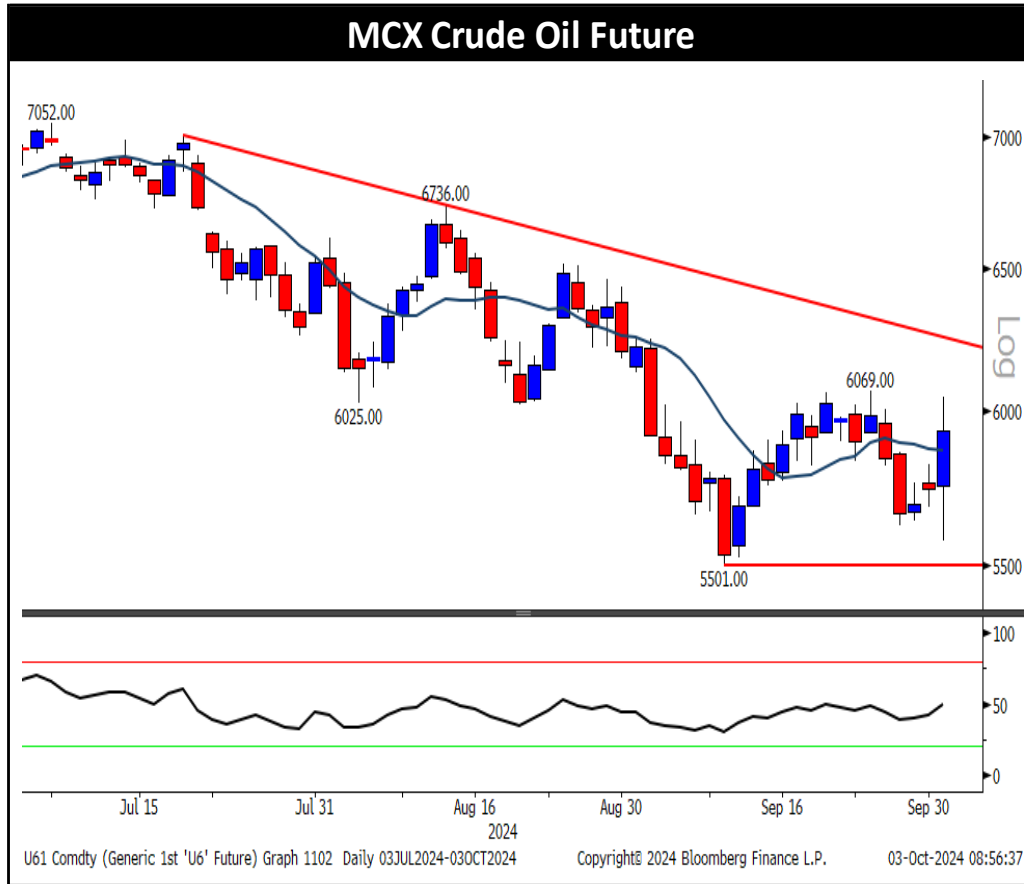
⇒ **Trading Range: 75705 to 76600**

⇒ **Intraday Trading Strategy: Sell Gold Dec. Fut at 76300-76325 SL 76600 Target 76080/75880**



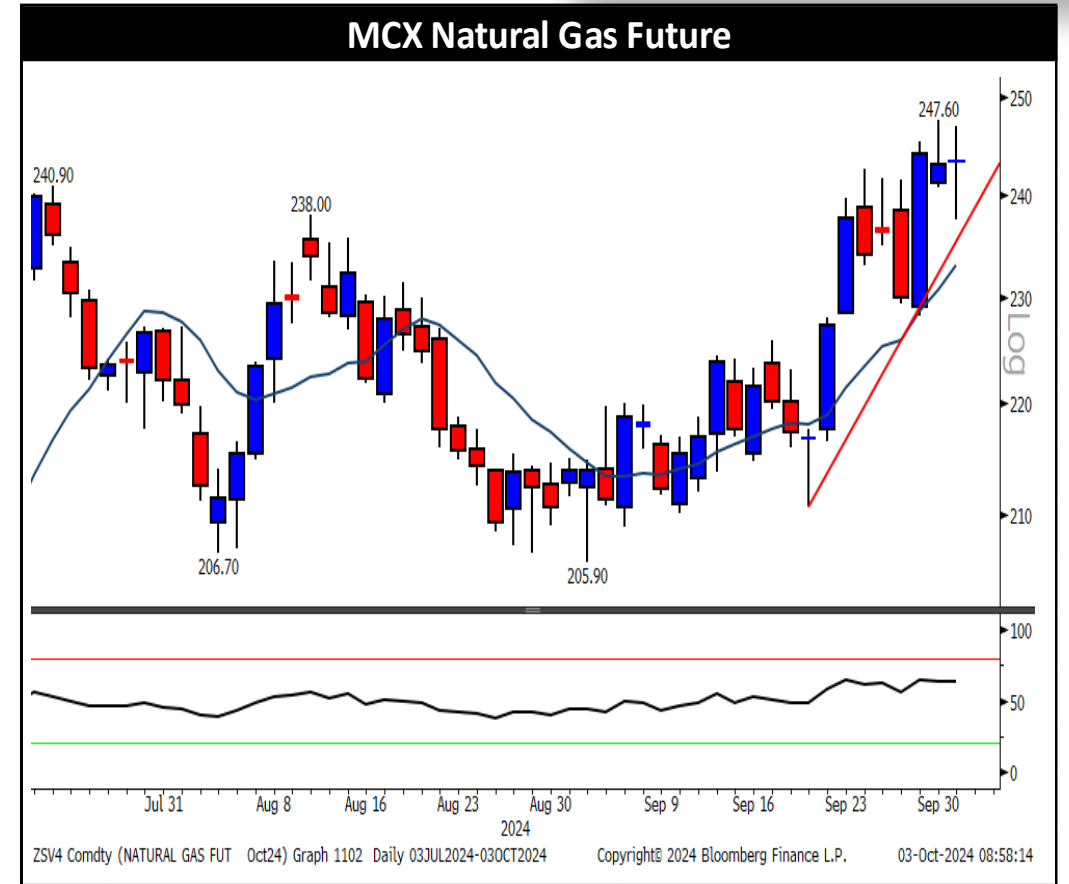
⇒ **Trading Range: 90200 to 93000**

⇒ **Intraday Trading Strategy: Buy Silver Mini Nov Fut above 92300 SL 91805 Target 93080**



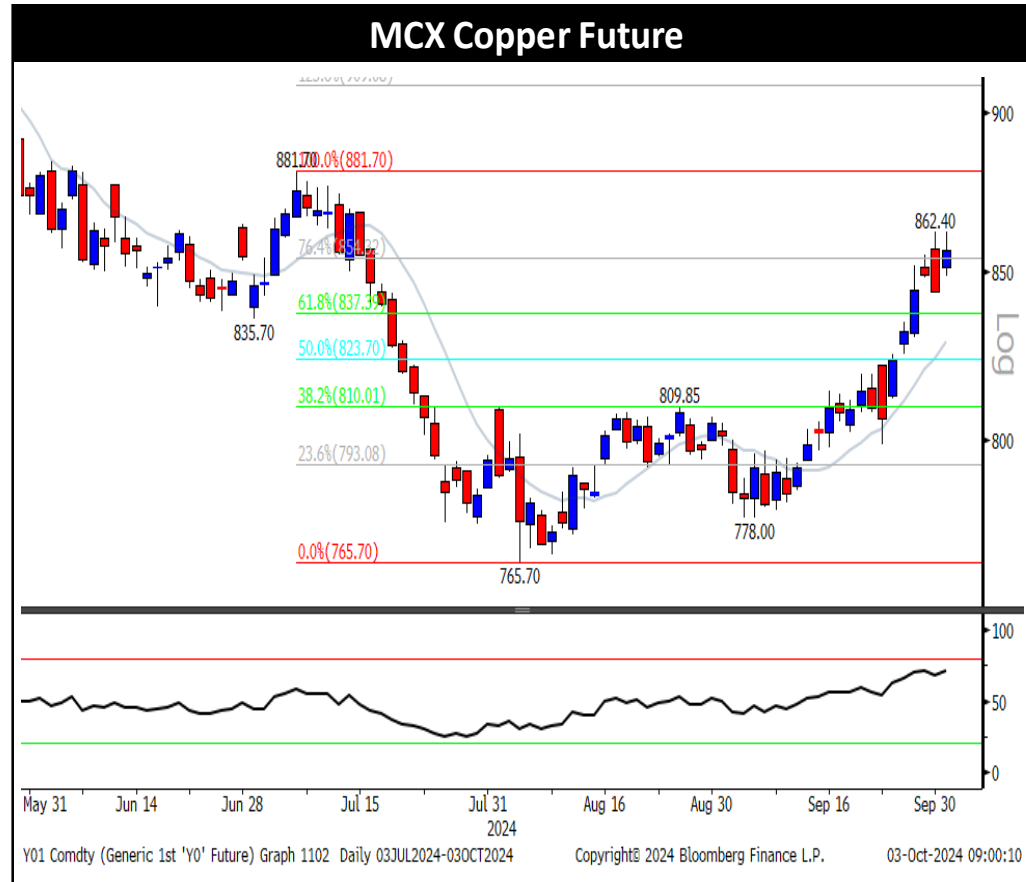
⇒ **Trading Range: 5900 to 6125**

⇒ **Intraday Trading Strategy: Buy Crude Oil Oct Fut at 5900-5905 SL 5825 Target 6035**



⇒ **Trading Range: 237 to 250**

⇒ **Intraday Trading Strategy: Buy Natural Gas Oct Fut at 242-243 SL 237.0 Target 250**



Technical Levels

Commdity	Pivot	Supt.3	Supt.2	Supt.1	Resi.1	Resi.2	Resi.3	5 DMA	20 DMA	RSI
Gold	75517	73733	74625	75146	76038	76409	77301	75230	73459	72.7
Silver	91545	88465	90005	90690	92230	93085	94625	91625	88311	59.6
Crude Oil	5853	4911	5382	5659	6130	6324	6795	5776	5797	50.9
Natural Gas	243	224	233	238	248	252	261	239	225	64.0
Copper	856	829	842	849	863	869	883	853	822	66.8
Zinc	284	277	280	282	286	287	291	281	268	69.1
Lead	184	182	183	184	185	186	187	185	183	52.8
Aluminium	239	232	236	238	241	243	246	238	230	64.5

Commodity Movement

Commdity	Expiry	Open	High	Low	Close	% Chg.	Open Interest	Chg. In OI	Volume	Chg. In Volume
Gold	04-Oct-24	75030	75889	74997	75666	0.99%	180	-75%	69	-88%
Silver	05-Dec-24	90888	92400	90860	91375	0.81%	25491	-1%	20574	19%
Crude Oil	21-Oct-24	5750	6048	5577	5935	3.31%	15399	-12%	90753	185%
Natural Gas	28-Oct-24	244	247	238	244	0.16%	18388	-10%	173967	32%
Copper	31-Oct-24	852	862	849	857	0.58%	8442	2%	9650	-20%
Zinc	31-Oct-24	283	285	282	284	1.35%	3717	13%	3592	-24%
Lead	31-Oct-24	184	185	184	184	-0.08%	394	-7%	823	-26%
Aluminium	31-Oct-24	238	241	237	240	0.82%	3419	6%	1969	-12%

Disclosure:

I, Saumil Gandhi, Commerce graduate authors and the names subscribed to this report, hereby certify that all of the views expressed in this research report accurately reflect our views about the subject issuer(s) or securities. SEBI conducted the inspection and based on their observations have issued advise/warning. The said observations have been complied with. We also certify that no part of our compensation was, is, or will be directly or indirectly related to the specific recommendation(s) or view(s) in this report.

Research Analyst or his/her relative or HDFC Securities Ltd. does not have any financial interest in the subject company. Also Research Analyst or his relative or HDFC Securities Ltd. or its Associate may have beneficial ownership of 1% or more in the subject company at the end of the month immediately preceding the date of publication of the Research Report. Further Research Analyst or his relative or HDFC Securities Ltd. or its associate does have/does not have any material conflict of interest.

Any holding in stock – No

HDFC Securities Limited (HSL) is a SEBI Registered Research Analyst having registration no. INH000002475.

Disclaimer:

This report has been prepared by HDFC Securities Ltd and is solely for information of the recipient only. The report must not be used as a singular basis of any investment decision. The views herein are of a general nature and do not consider the risk appetite or the particular circumstances of an individual investor; readers are requested to take professional advice before investing. Nothing in this document should be construed as investment advice. Each recipient of this document should make such investigations as they deem necessary to arrive at an independent evaluation of an investment in securities of the companies referred to in this document (including merits and risks) and should consult their own advisors to determine merits and risks of such investment. The information and opinions contained herein have been compiled or arrived at, based upon information obtained in good faith from sources believed to be reliable. Such information has not been independently verified and no guaranty, representation of warranty, express or implied, is made as to its accuracy, completeness or correctness. All such information and opinions are subject to change without notice. Descriptions of any company or companies or their securities mentioned herein are not intended to be complete. HSL is not obliged to update this report for such changes. HSL has the right to make changes and modifications at any time.

This report is not directed to, or intended for display, downloading, printing, reproducing or for distribution to or use by, any person or entity who is a citizen or resident or located in any locality, state, country or other jurisdiction where such distribution, publication, reproduction, availability or use would be contrary to law or regulation or what would subject HSL or its affiliates to any registration or licensing requirement within such jurisdiction.

If this report is inadvertently sent or has reached any person in such country, especially, United States of America, the same should be ignored and brought to the attention of the sender. This document may not be reproduced, distributed or published in whole or in part, directly or indirectly, for any purposes or in any manner.

Foreign currencies denominated securities, wherever mentioned, are subject to exchange rate fluctuations, which could have an adverse effect on their value or price, or the income derived from them. In addition, investors in securities such as ADRs, the values of which are influenced by foreign currencies effectively assume currency risk. It should not be considered to be taken as an offer to sell or a solicitation to buy any security.

This document is not, and should not, be construed as an offer or solicitation of an offer, to buy or sell any securities or other financial instruments. This report should not be construed as an invitation or solicitation to do business with HSL. HSL may from time to time solicit from, or perform broking, or other services for, any company mentioned in this mail and/or its attachments.

HSL and its affiliated company(ies), their directors and employees may; (a) from time to time, have a long or short position in, and buy or sell the securities of the company(ies) mentioned herein or (b) be engaged in any other transaction involving such securities and earn brokerage or other compensation or act as a market maker in the financial instruments of the company(ies) discussed herein or act as an advisor or lender/borrower to such company(ies) or may have any other potential conflict of interests with respect to any recommendation and other related information and opinions.

HSL, its directors, analysts or employees do not take any responsibility, financial or otherwise, of the losses or the damages sustained due to the investments made or any action taken on basis of this report, including but not restricted to, fluctuation in the prices of shares and bonds, changes in the currency rates, diminution in the NAVs, reduction in the dividend or income, etc.

HSL and other group companies, its directors, associates, employees may have various positions in any of the stocks, securities and financial instruments dealt in the report, or may make sell or purchase or other deals in these securities from time to time or may deal in other securities of the companies / organizations described in this report. As regards the associates of HSL please refer the website.

HSL or its associates might have managed or co-managed public offering of securities for the subject company or might have been mandated by the subject company for any other assignment in the past twelve months. HSL or its associates might have received any compensation from the companies mentioned in the report during the period preceding twelve months from the date of this report for services in respect of managing or co-managing public offerings, corporate finance, investment banking or merchant banking, brokerage services or other advisory service in a merger or specific transaction in the normal course of business.

HSL or its analysts did not receive any compensation or other benefits from the companies mentioned in the report or third party in connection with preparation of the research report. Accordingly, neither HSL nor Research Analysts have any material conflict of interest at the time of publication of this report. Compensation of our Research Analysts is not based on any specific merchant banking, investment banking or brokerage service transactions. HSL may have issued other reports that are inconsistent with and reach different conclusion from the information presented in this report.

Research entity has not been engaged in market making activity for the subject company. Research analyst has not served as an officer, director or employee of the subject company. We have not received any compensation/benefits from the subject company or third party in connection with the Research Report.

Please note that HDFC Securities has a proprietary trading desk. This desk maintains an arm's length distance with the Research team and all its activities are segregated from Research activities. The proprietary desk operates independently, potentially leading to investment decisions that may deviate from research views.

HDFC securities Limited, I Think Techno Campus, Building - B, "Alpha", Office Floor 8, Near Kanjurmarg Station, Opp. Crompton Greaves, Kanjurmarg (East), Mumbai 400 042 Phone: (022) 3075 3400 Fax: (022) 2496 5066

Compliance Officer: Murli V Karkera Email: complianceofficer@hdfcsec.com Phone: (022) 3045 3600

For grievance redressal contact Customer Care Team Email: customercare@hdfcsec.com Phone: (022) 3901 9400

HDFC Securities Limited, SEBI Reg. No.: NSE, BSE, MSEI, MCX: INZ000186937; AMFI Reg. No. ARN: 13549; PFRDA Reg. No. POP: 11092018; IRDA Corporate Agent License No.: CA0062; SEBI Research Analyst Reg. No.: INH000002475; SEBI Investment Adviser Reg. No.: INA000011538; CIN - U67120MH2000PLC152193

Investment in securities market are subject to market risks. Read all the related documents carefully before investing.

Mutual Funds Investments are subject to market risk. Please read the offer and scheme related documents carefully before investing.

Registration granted by SEBI, membership of BASL (in case of IAs) and certification from NISM in no way guarantee performance of the intermediary or provide any assurance of returns to investors.